



TERRA D'ORTO - ONLUS  
TERRA D'ORTO - ONLUS



# **USERS' SATISFACTION OF THE HORTICULTURAL ACTIVITIES**

*By di Giovanna Lenzo*



## AIMS AND OBJECTIVES:

The horticultural activities are planned to respond to the users' abilities, desires and needs in terms of timing and possibilities. It's important to know the perception and the satisfaction of the users related to the developed activities.

The evaluation of the user's satisfaction allows the operatives, and others responsible for the activities, to verify the effectiveness of the educational intervention. This also permits monitoring of the work done in order to improve its quality and effectiveness for use in future projects..

## INSTRUCTIONS:

On the Evaluation form you can find different activities that users carry on in the garden. You can add or leave some of them, by adapting the form to your garden's activities.

1. PLANTING
2. WATERING
3. UPROOTING THE WEED
4. CLEANING THE HEART FROM THE STONES
5. CARRIAGE OF ORGANIZ RESTS
6. FERTILIZING
7. MAKE FURROWS FOR THE PLANTS
8. CARE OF THE PLANTS (RETAINING STRUCTURES, LIGATURES,..)
9. HARVESTING
10. SELL THE PRODUCT

For each activity is requested to state the level of satisfaction of the user, helped by images that facilitate the evaluation for the users. Smiles have been chosen, that are faces that qualify three different levels of satisfaction.

GOOD



SUFFICIENT



BAD







































You can hand out the form during individual meeting at the end of the educational path and/or the vocational training.

In case of long individual project, lasting 6 months or 1 year, you can facilitate the meeting with the support of photos, books, magazines or videos that will enable the user to remember the activity, even if it happened long time ago.



## EVALUATION FORM

<p>PLANTING</p> 	  
<p>WATERING</p> 	  
<p>UPROOTING THE WEED</p> 	  
<p>CLEANING THE HEART FROM THE STONES</p> 	  
<p>CARRIAGE OF ORGANIC RESTS</p> 	  
<p>FERTILIZING</p> 	  
<p>MAKE FURROWS FOR THE PLANTS</p> 	  
<p>CARE OF THE PLANTS</p> 	  
<p>HARVESTING</p> 	  
<p>SELL THE PRODUCT</p> 